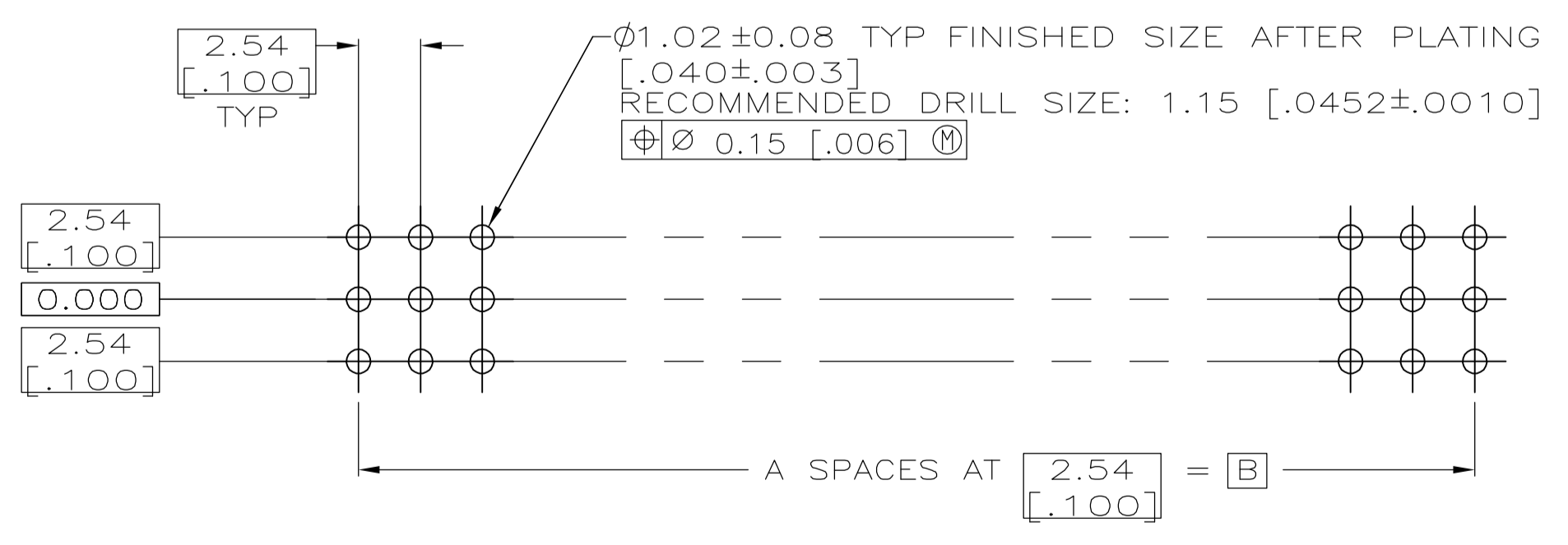
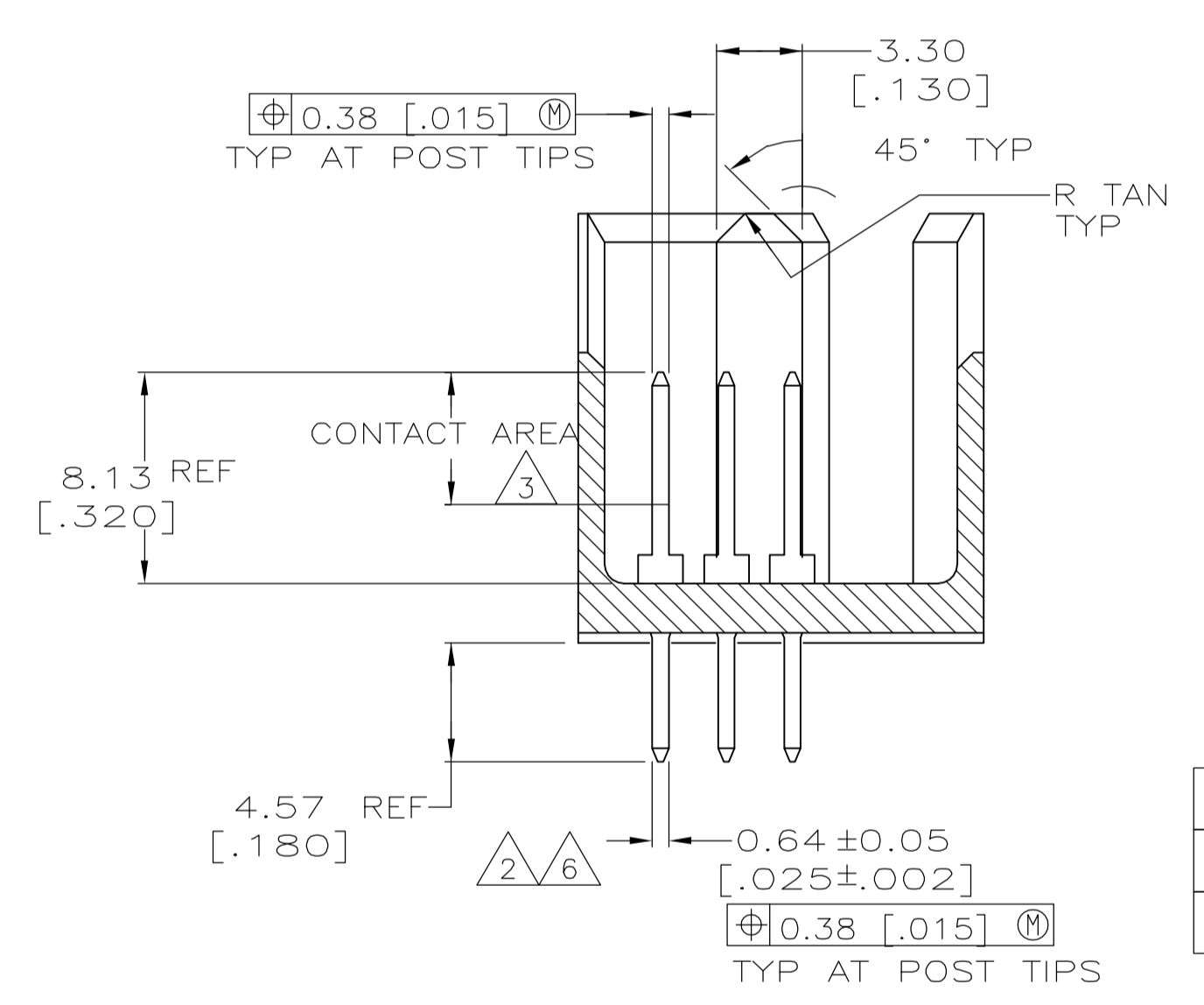
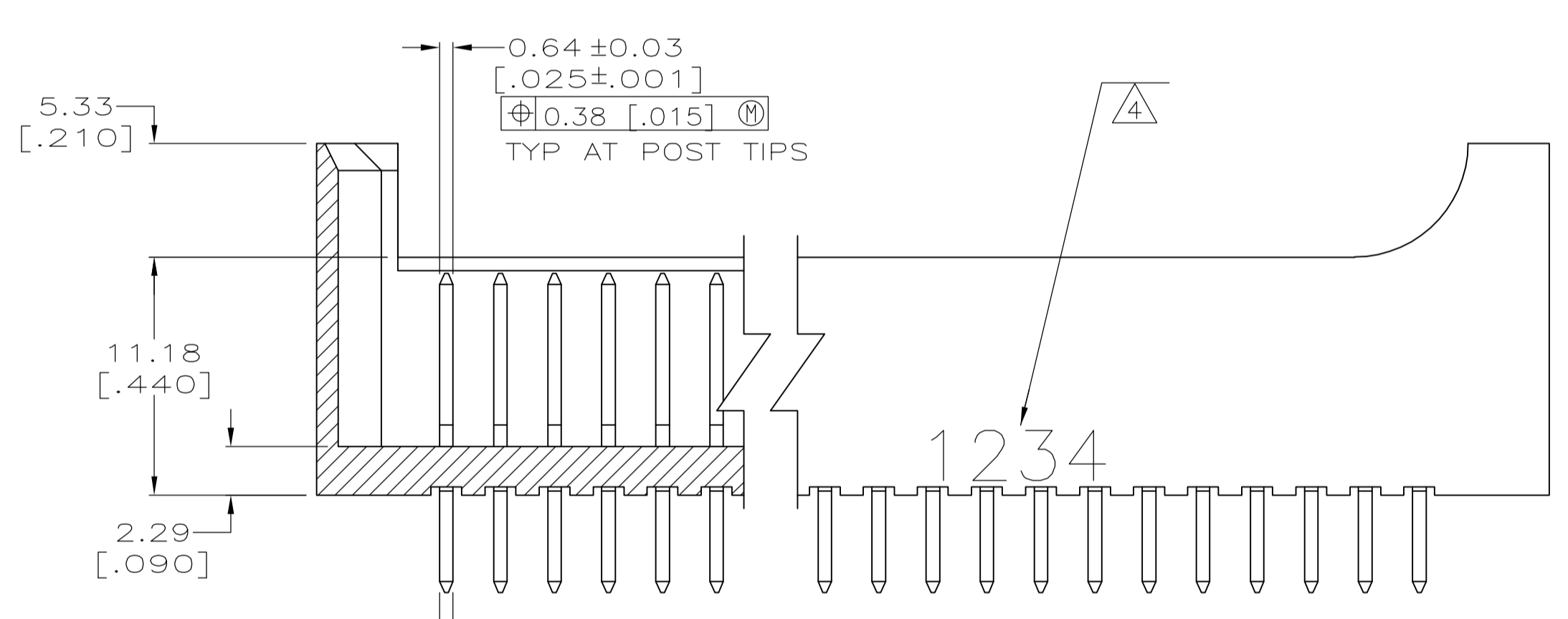


- 1 HOUSING: GLASS FILLED NYLON; COLOR: BLACK. POST: COPPER ALLOY.
- 2 FINISH OVER INDICATED AREA:[.000100-.000200] BRIGHT TIN-LEAD OVER 0.00127 [.000050] NICKEL.
- 3 CONTACT AREA: 0.00076 [.000030] GOLD OVER 0.00127 [.000050] NICKEL.
- 4 RECESSED DATE CODE AND CSA LOGO
- 5 PRELIMINARY PART - NOT RELEASED FOR PRODUCTION
- 6 FINISH OVER INDICATED AREA:[.000100-.000200] MATTE TIN OVER 0.00127 [.000050] NICKEL.
- 7 ROHS 2002/95/EC COMPLIANT



RECOMMENDED MOUNTING HOLE LAYOUT

OBSOLETE
 OBSOLETE
 OBSOLETE
 OBSOLETE
 OBSOLETE
 OBSOLETE
 OBSOLETE
 OBSOLETE

	47.75 [1.880]	45.72 [1.800]	44.96 [1.770]	35.56 [1.400]	14	45	6-103264-0
	45.21 [1.780]	43.18 [1.700]	42.42 [1.670]	33.02 [1.300]	13	42	5-103264-9
	50.29 [1.980]	48.26 [1.900]	47.50 [1.870]	38.10 [1.500]	15	48	5-103264-8
	40.12 [1.580]	38.10 [1.500]	37.34 [1.470]	27.94 [1.100]	11	36	5-103264-7
	174.75 [6.880]	172.72 [6.800]	171.96 [6.770]	162.56 [6.400]	64	195	5-103264-6
	111.25 [4.380]	109.22 [4.300]	108.46 [4.270]	99.08 [3.900]	39	120	5-103264-5
	187.45 [7.380]	185.42 [7.300]	184.66 [7.270]	175.26 [6.900]	69	210	5-103264-4
	136.65 [5.380]	134.62 [5.300]	133.86 [5.270]	124.46 [4.900]	49	150	5-103264-3
	98.55 [3.880]	96.52 [3.800]	95.76 [3.770]	86.36 [3.400]	34	105	5-103264-2
	70.61 [2.780]	68.58 [2.700]	67.82 [2.670]	58.42 [2.300]	23	72	5-103264-1
	47.75 [1.880]	45.72 [1.800]	44.96 [1.770]	35.56 [1.400]	14	45	1-103264-0
	45.21 [1.780]	43.18 [1.700]	42.42 [1.670]	33.02 [1.300]	13	42	103264-9
	50.29 [1.980]	48.26 [1.900]	47.50 [1.870]	38.10 [1.500]	15	48	103264-8
	40.12 [1.580]	38.10 [1.500]	37.34 [1.470]	27.94 [1.100]	11	36	103264-7
	174.75 [6.880]	172.72 [6.800]	171.96 [6.770]	162.56 [6.400]	64	195	103264-6
	111.25 [4.380]	109.22 [4.300]	108.46 [4.270]	99.08 [3.900]	39	120	103264-5
	187.45 [7.380]	185.42 [7.300]	184.66 [7.270]	175.26 [6.900]	69	210	103264-4
	136.65 [5.380]	134.62 [5.300]	133.86 [5.270]	124.46 [4.900]	49	150	103264-3
	98.55 [3.880]	96.52 [3.800]	95.76 [3.770]	86.36 [3.400]	34	105	103264-2
	70.61 [2.780]	68.58 [2.700]	67.82 [2.670]	58.42 [2.300]	23	72	103264-1
FINISH	E	D	C	B	A	NO OF POSN	PART NUMBER

THIS DRAWING IS A CONTROLLED DOCUMENT. DWG: K.L.CLOUSER/UTA 2/6/91
 OK: D. SARVER 6/19/91
 TOLERANCES UNLESS OTHERWISE SPECIFIED: DIMENSIONS IN INCHES

0 PLC ± -	PRODUCT SPEC	NAME	tyco Electronics
1 PLC ± -	APPLICATION SPEC	PRODUCT SPEC	tyco Electronics
2 PLC ± 0.13 [.005]	SIZE	CAGE CODE	00779
3 PLC ± -	WEIGHT	DRAWING NO	103264
4 PLC ± -	RESTRICTED TO	SCALE	4:1
ANGLES ± -	CUSTOMER DRAWING	SHEET	1 OF 1
FINISH SEE TABLE	REV	1	L1

Tyco Electronics Corporation
 Harrisburg, PA 17105-3608
 HEADER ASSY, MOD II, TRIPLE ROW,
 2.54 X 2.54 [.100 X .100] 0.64 [.025] SQ
 SOLDER PIN